



RANDOLPH PARTNERSHIP FOR CHILDREN · 2025 SURVEY RESULTS

Our Community Spoke Up. Here's What We Heard.

Every year, we ask Randolph County families, caregivers, educators, and community members to share what's on their minds. In 2025, 46 voices told us something important — and we want to share it with you.

46

community members responded

2

languages: English & Spanish

10+

Randolph County zip codes

Oct 2025

survey window

WHO RESPONDED

A cross-section of our community

Respondents came from across Randolph County — parents, grandparents, teachers, community members, and leaders.

WHERE RESPONDENTS LIVE

Responses came from across the county — Asheboro, Ramseur, Randleman, Franklinville, Staley, Trinity, Seagrove, and more. Our goal for 2026 is to reach even more communities, including areas we didn't hear from this year.

48%

Parents or custodial guardians

50%

Ages 29-44 (core parenting years)

9%

Completed in Spanish

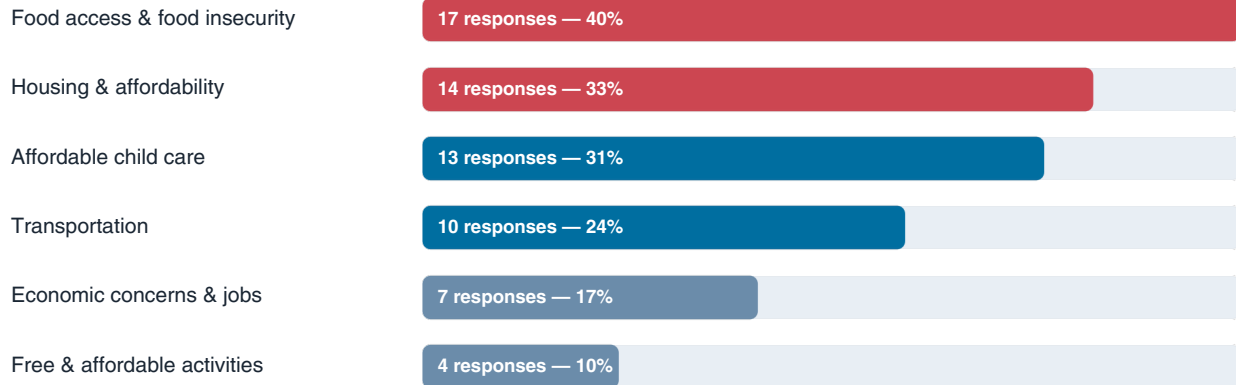
15%

early educators

FAMILY NEEDS

What's on families' minds

We asked respondents to name up to four top concerns for families in Randolph County. Here's what they shared.



“Bills come out regardless of my income — at the end of the month I have less than \$200 to split between gas, groceries, and diapers.”

— 2025 Survey Respondent, Randolph County

A PATTERN WE CAN'T IGNORE

Food access, housing, and child care appeared together in many responses — families aren't facing one challenge, they're navigating several at once. Several respondents described earning just above the limit for assistance programs, but not enough to comfortably cover basic needs.

GAPS & BARRIERS

What families say is missing

When we asked what services are missing in respondents' communities, families were specific.

Affordable child care	The most frequently named missing service. Several Spanish-speaking respondents also named this as a critical need.
Public transportation	Multiple respondents said lack of transportation prevents access to work, appointments, and community resources.
Pediatric dental care	Pediatric dentists were named specifically across multiple responses as a missing resource for young families.
Free activities for families	Indoor play spaces, upgraded parks, museum memberships, and community events were most commonly requested.

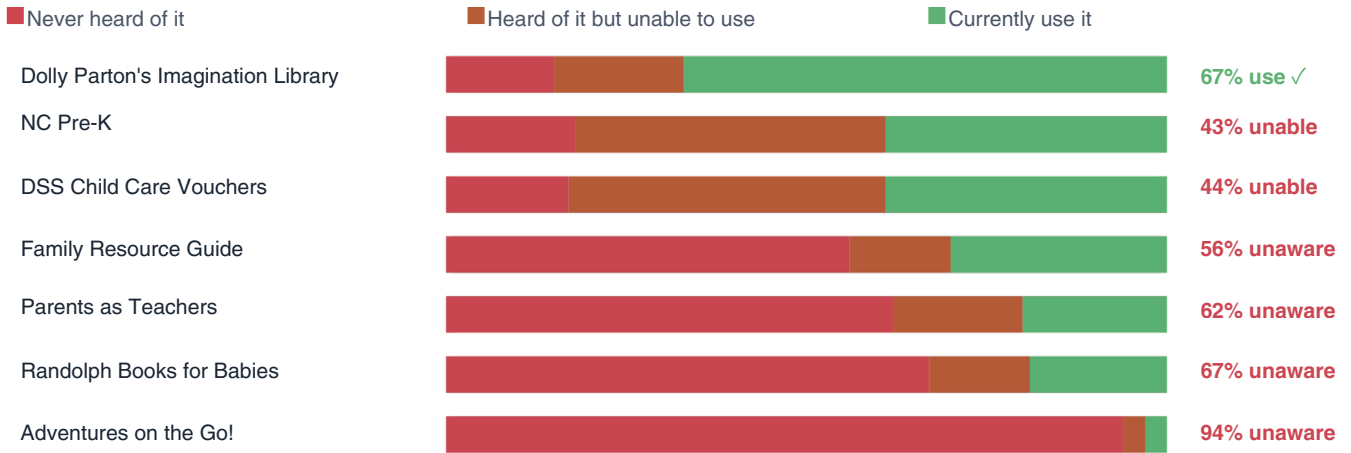
“Can't use what you aren't made aware of.”

— 2025 Survey Respondent, on barriers to accessing services

PROGRAM AWARENESS

Which programs are reaching families

We asked respondents whether they had heard of — and used — each of our programs.



A BRIGHT SPOT WORTH CELEBRATING

Dolly Parton's Imagination Library is our most recognized and used program — 67% of respondents actively use it. If your child is between birth and age 5 and not yet enrolled, it's completely free and takes just minutes to sign up. Ask us how!

AWARENESS ISN'T ENOUGH — ACCESS MATTERS TOO

For NC Pre-K and Department of Social Services (DSS) Child Care Vouchers, nearly as many families who know about the programs say they are unable to use them as those who use them. Knowing a resource exists isn't the same as being able to use it — and we're committed to understanding why and doing something about it.

DID YOU KNOW?

What our community knows about early childhood

We included knowledge questions in the survey. The results show us where we can do a better job sharing the research on early childhood.


At what age does the majority of brain development occur?

Ages 0-5 (correct)



97% got it right! Our community understands the first 5 years are critical.

For every \$1 invested in quality early care, how much is saved?



Only 13% knew the correct answer. Research shows \$13 saved per \$1 invested.

\$13


saved for every \$1 invested in quality early childhood care.

This isn't just good for children — it's good for all of us. Early investment means lower costs in education, health, and social services down the road.

COMMUNITY PERSPECTIVE

How our community sees county priorities

Respondents ranked how they think the county prioritizes five areas. Lower average rank = perceived as higher priority by the county (scale of 1–5).



WHAT THIS TELLS US

Survey respondents perceive "Supporting Young Children and Families" as one of the county's lower priorities — nearly tied with infrastructure. This community feedback matters, and it's part of why our advocacy work is so important. We believe early childhood should be at the top of every community conversation.



Thank you to every person who took the time to share their voice in 2025. Your responses are not just data points — they are the stories of real families in our community, and they are driving real change.